




District Health Assessment for Multiple District 103 through January 2025

		Clubs							Membership							Member Strength		Cancellation		Reports			Finance		Leadership		
District Name	Status/ Number of Months in Status *	Active Clubs	Clubs in Status Quo	Total Clubs	% Status Quo Clubs in Financial Suspension	New Clubs	Cancelled Clubs	YTD Net Club Gain/Loss	Current Members In Active Clubs	Current Members In Status Quo Clubs	Current Total Members Count	YTD Add	YTD Drop	YTD NetGrowth (includes Active and Status Quo)	YTD NetGrowth% (includes Active and Status Quo)	Member Count 12 Months Ago	Average Member Count Per Club	% of Clubs with less than 20 members	Average Cancelled Club Age	Members Lost Due to Cancelled Clubs	% of Clubs Reporting Service	% No MMR in 3 Months	% No Officer Report in 12 months	% of Clubs with balance 90+ days	Number of Zone Chairs Recorded	Number of Region Chairs Recorded	District Officers Vacancies **
103 N		103	0	103	0%	1	0	1	2040	0	2040	129	100	29	1.44%	1,984	20	50%	0	0	20%	2%	0%	23%	16	0	
103NIE		72	0	72	0%	0	0	0	1456	0	1456	57	69	-12	-0.82%	1,472	20	50%	0	0	26%	0%	0%	18%	11	0	
103 E		118	0	118	0%	1	0	1	2286	0	2286	122	132	-10	-0.44%	2,267	19	55%	0	0	36%	3%	0%	12%	18	0	
103 C		71	0	71	0%	0	1	-1	1363	0	1363	60	53	7	0.52%	1,374	19	58%	46	0	34%	6%	1%	8%	11	0	
103CC	T(13)	66	0	66	0%	0	1	-1	1239	0	1239	75	92	-17	-1.35%	1,210	19	67%	62	0	36%	0%	3%	2%	12	0	
103CE		61	0	61	0%	0	1	-1	1264	0	1264	42	79	-37	-2.84%	1,325	21	49%	68	0	31%	8%	0%	8%	9	3	
103CS		87	0	87	0%	1	1	0	2045	0	2045	128	110	18	0.89%	2,026	24	39%	6	0	34%	3%	0%	0%	17	0	
103CW		76	0	76	0%	1	0	1	1487	0	1487	112	85	27	1.85%	1,471	20	58%	0	0	47%	3%	1%	26%	12	0	
103SE	T(2)	62	0	62	0%	0	6	-6	1247	0	1247	71	77	-6	-0.48%	1,324	20	55%	15	0	34%	0%	0%	0%	12	0	
103 S		110	0	110	0%	0	1	-1	2125	0	2125	145	112	33	1.58%	2,091	19	53%	7	0	34%	4%	0%	0%	14	0	
103SW		83	0	83	0%	0	1	-1	1516	0	1516	74	106	-32	-2.07%	1,547	18	65%	10	0	39%	2%	1%	2%	13	0	
103 W		76	0	76	0%	0	1	-1	1515	0	1515	61	95	-34	-2.19%	1,524	20	53%	24	0	24%	4%	0%	25%	10	0	
103IE	T(24)	50	0	50	0%	0	2	-2	850	0	850	56	61	-5	-0.58%	835	17	62%	30	1	38%	4%	6%	2%	5	0	
103IP	T(24)	39	0	39	0%	0	1	-1	548	0	548	26	47	-21	-3.69%	629	14	74%	1	0	28%	10%	3%	5%	4	0	
103IW		80	0	80	0%	1	1	0	1304	0	1304	72	104	-32	-2.40%	1,325	16	69%	69	0	26%	0%	0%	0%	10	0	
		1154	0	1154	0%	5	17	-12	22285	0	22285	1230	1322	-92	-0.41%	22,404	19	56%	26	1	32%	3%	1%	9%	174	3	




District Health Assessment for Multiple District 103 through January 2025

		Clubs							Membership							Member Strength		Cancellation		Reports			Finance		Leadership		
District Name	Status/ Number of Months in Status *	Active Clubs	Clubs in Status Quo	Total Clubs	% Status Quo Clubs in Financial Suspension	New Clubs	Cancelled Clubs	YTD Net Club Gain/Loss	Current Members In Active Clubs	Current Members In Status Quo Clubs	Current Total Members Count	YTD Add	YTD Drop	YTD NetGrowth (includes Active and Status Quo)	YTD NetGrowth% (includes Active and Status Quo)	Member Count 12 Months Ago	Average Member Count Per Club	% of Clubs with less than 20 members	Average Cancelled Club Age	Members Lost Due to Cancelled Clubs	% of Clubs Reporting Service	% No MMR in 3 Months	% No Officer Report in 12 months	% of Clubs with balance 90+ days	Number of Zone Chairs Recorded	Number of Region Chairs Recorded	District Officers Vacancies **
112 A		55	0	55	0%	0	0	0	1962	0	1962	50	67	-17	-0.86%	1,972	36	5%	0	0	25%	0%	0%	2%	0	0	
112 B		63	0	63	0%	0	1	-1	1828	0	1828	65	78	-13	-0.71%	1,849	29	25%	38	12	22%	0%	0%	0%	9	3	GST
112 C	T(24)	49	0	49	0%	0	3	-3	828	0	828	47	78	-31	-3.61%	891	17	67%	30	16	8%	0%	0%	0%	0	0	
112 D		93	0	93	0%	0	1	-1	2158	0	2158	75	93	-18	-0.83%	2,201	23	42%	46	0	9%	0%	0%	0%	0	0	
		260	0	260	0%	0	5	-5	6776	0	6776	237	316	-79	-1.15%	6,913	26	35%	35	28	15%	0%	0%	0%	9	3	



District Health Assessment for District 113 through January 2025

		Clubs							Membership							Member Strength		Cancellation		Reports			Finance	Leadership			
District Name	Status/ Number of Months in Status *	Active Clubs	Clubs in Status Quo	Total Clubs	% Status Quo in Financial Suspension	New Clubs	Cancelled Clubs	YTD Net Club Gain/Loss	Current Members In Active Clubs	Current Members In Status Quo Clubs	Current Total Members Count	YTD Add	YTD Drop	YTD NetGrowth (includes Active and Status Quo)	YTD NetGrowth% (includes Active and Status Quo)	Member Count 12 Months Ago	Average Member Count Per Club	% of Clubs with less than 20 members	Average Cancelled Club Age	Members Lost Due to Cancelled Clubs	% of Clubs Reporting Service	% No MMR in 3 Months	% No Officer Report in 12 months	% of Clubs with balance 90+ days	Number of Zone Chairs Recorded	Number of Region Chairs Recorded	District Officers Vacancies **
113	P	23	0	23	0%	0	2	-2	866	0	866	33	55	-22	-2.48%	853	38	4%	15	24	91%	0%	0%	0%	8	0	
		23	0	23	0%	0	2	-2	866	0	866	33	55	-22	-2.48%	853	38	4%	15	24	91%	0%	0%	0%	8	0	




District Health Assessment for Ident 5795 - PRINCIPAT D'ANDORRA - UND through January 2025

Status/ District Name Number of Months in Status *		Clubs							Membership							Member Strength		Cancellation		Reports			Finance		Leadership		
		Active Clubs	Clubs in Status Quo	Total Clubs	% Status Quo Clubs in Financial Suspension	New Clubs	Cancelled Clubs	YTD Net Club Gain/Loss	Current Members In Active Clubs	Current Members In Status Quo Clubs	Current Total Members Count	YTD Add	YTD Drop	YTD NetGrowth (includes Active and Status Quo)	YTD NetGrowth% (includes Active and Status Quo)	Member Count 12 Months Ago	Average Member Count Per Club	% of Clubs with less than 20 members	Average Cancelled Club Age	Members Lost Due to Cancelled Clubs	% of Clubs Reporting Service	% No MMR in 3 Months	% No Officer Report in 12 months	% of Clubs with balance 90+ days	Number of Zone Chairs Recorded	Number of Region Chairs Recorded	District Officers Vacancies **
Ident 5795 - PRINCIPAT D'ANDORRA		1	0	1	0%	0	0	0	31	0	31	0	0	0	0.00%	31	31	0%	0	0	0%	100%	0%	0%	0	0	
		1	0	1	0%	0	0	0	31	0	31	0	0	0	0.00%	31	31	0%	0	0	0%	100%	0%	0%	0	0	



District Health Assessment for Ident 5867 - PRIN OF MONACO - UND through January 2025

		Clubs							Membership							Member Strength		Cancellation		Reports			Finance		Leadership		
District Name	Status/ Number of Months in Status *	Active Clubs	Clubs in Status Quo	Total Clubs	% Status Quo Clubs in Financial Suspension	New Clubs	Cancelled Clubs	YTD Net Club Gain/Loss	Current Members In Active Clubs	Current Members In Status Quo Clubs	Current Total Members Count	YTD Add	YTD Drop	YTD NetGrowth (includes Active and Status Quo)	YTD NetGrowth% (includes Active and Status Quo)	Member Count 12 Months Ago	Average Member Count Per Club	% of Clubs with less than 20 members	Average Cancelled Club Age	Members Lost Due to Cancelled Clubs	% of Clubs Reporting Service	% No MMR in 3 Months	% No Officer Report in 12 months	% of Clubs with balance 90+ days	Number of Zone Chairs Recorded	Number of Region Chairs Recorded	District Officers Vacancies **
Ident 5867 - PRIN OF MONACO		1	0	1	0%	0	0	0	30	0	30	6	11	-5	-14.29%	35	30	0%	0	0	0%	0%	0%	0%	0	0	
		1	0	1	0%	0	0	0	30	0	30	6	11	-5	-14.29%	35	30	0%	0	0	0%	0%	0%	0%	0	0	

\* - District Status: P - Provisional, T - Transitional.  
\*\* - District Officers Vacancies: DG - District Governor, 1st VDG - First Vice District Governor, 2nd VDG - Second Vice District Governor.